



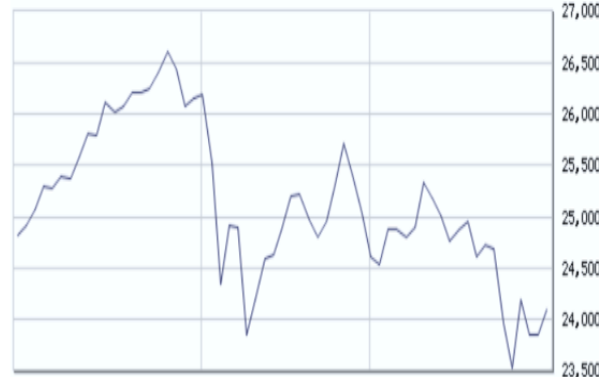
# Quarterly Economic Update

## First Quarter 2018

After a blockbuster start to 2018, equity markets have been caught in a vicious circle of trading over the quarter's last two months, with volatility and uncertainty taking center stage. While a combination of factors like solid earnings, upbeat economic data and new tax legislation have fueled some rallies, inflation fears, protectionist and anti-trade Trump policies, Washington turmoil and faster-than-expected interest rate hikes continue to weigh on equity market returns.

The year started out strong for equities, however, by quarter's-end the elongated period of rising share prices and low volatility finally ended. For the quarter, the Dow Jones Industrial Average posted a quarterly decline of more than 2.3%, snapping the longest streak of quarterly gains for the blue-chip average since an 11-quarter rally that ended in the third quarter of 1997. The S&P 500 index ended the quarter with a 1.2% quarterly fall, ending its long winning stretch that started in 2015.

Seeking Alpha reports that while the first quarter of 2018 marked the first time in nine quarters, (dating back to 3Q15), that the S&P 500 produced a negative total return. Six of the most recent quarters with a negative total return - 3Q15, 4Q12, 2Q12, 3Q11, 2Q10, 1Q09 - were followed up by a quarter with a positive total return.



The technology sector, which was helping equities advance, experienced huge swings in the first quarter. It was a favored investment sector for many investors for the last few years. A surge from several leading technology stocks and the emergence of new cutting-edge technologies also added to the strength. Given its strong fundamentals, over the last few years, the sector easily survived a couple of massive sell-offs according to FactSet data.

Investor disillusionment with technology stocks created some market declines in the second half of the quarter. The news of Facebook's data breach raised regulation concerns and seemed to take the shine away from some leading technology stocks and the broader sector. Notably, Facebook eroded about \$100 billion in market cap since the scandal unfolded in March. The US-China trade war announcements also took a heavy toll on equities and the technology sector. Tech stocks make up about one quarter of the S&P 500, so they need to be watched. (Source: Barron's 4/2/2018)

### All Eyes on Interest Rates

As expected, in March, the Federal Reserve, now headed by Jerome

Powell, raised interest rates. This sixth increase since the financial crisis was by another 0.25% bringing the new range to 1.50-1.75%. The central bank hinted at gradual hikes for this year with two more increases but turned hawkish for

MONEY RATES		
(as posted in Barron's 4/2/2018)		
	LATEST WEEK	YR AGO
<b>Fed Funds Rate</b> (Avg. weekly auction -c)	<b>1.53%</b>	<b>0.91%</b>
<b>Bank Money Market -z</b>	<b>0.15%</b>	<b>0.11%</b>
<b>12-month Cert -z</b>	<b>0.49%</b>	<b>0.34%</b>

c- Annualized yields, adjusted for constant maturity, reported by the Fed Reserve on a weekly average basis. z - Bankrate.com (Source: Barron's; bankrate.com)

2019 and 2020 citing growing confidence in the strengthening economy. As a result, some cyclical equity sectors like financials, industrials, and consumer discretionary are expected to benefit from a rising rates environment.

U.S. Federal Reserve policymakers showed, “worry over the fate of currently low inflation.” They also felt recent tax changes would provide a boost to consumer spending, according to the minutes of the U.S. central bank's policy meeting in December of 2017, which was released this quarter.

In early March, Bankrate.com reported that the current 2.9% yield on 10-year Treasuries is low by historical standards but represents an almost percentage-point jump since September, when the GOP's \$1.5 trillion tax cut package on top of an already humming economy began to look viable.

A key factor many economists are concerned with is how aggressively the Federal Reserve with a new chairperson, will raise interest rates to stop the economy from overheating. Bankrate assembled a group of expert panelists and almost 80% expect the Fed to hike rates three times this year, similar to last year. Further increases in 2019 might also be in store as the Fed looks to bump the short-term rate to a more historically normal level. The economists were split on their predictions for the 10-year Treasury yield, but 42% forecast the yield to rise to 3.5% or more by next spring. The range of forecasts ranged from 2.28% to 4.3%. (*Source: Bankrate.com 3/7/18*)

“By the latter part of 2018, markets may be anticipating another four rate hikes by the Federal Reserve in 2019 as the Tax Cuts and Jobs Act provides the economy with a significant thrust,” says Lynn Reaser, Chief Economist at Point Loma Nazarene University.

Rising interest rates brings concerns for heavily leveraged companies. Companies can withstand higher interest rates as long as economic growth is also rising with those rates. Interest rates are a key area that investors need to watch closely in 2018.

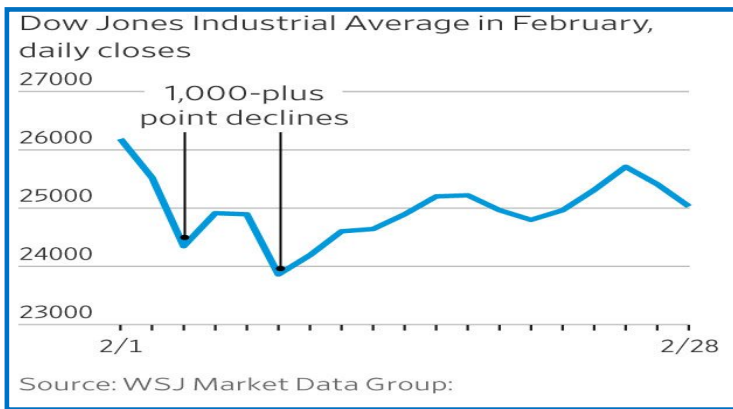
## KEY POINTS

- 1. 2018 equity markets started strong but retreated in February and March.**
- 2. Quarter 1 of 2018 broke long quarterly winning streaks for both the DJIA and the S&P 500.**
- 3. The Fed raised U.S. Fed Fund rates to 1.50 - 1.75% in March and is scheduled to raise rates two more times in 2018.**
- 4. Heightened geopolitical and inflation concerns are influencing equity returns.**
- 5. Investors need to continue to be cautious and watchful.**
- 6. Focus on your personal goals and call us with any concerns.**

### Other Concerning Factors

Despite a volatile stock market, the prospect of an international trade war and a declining dollar, top economists surveyed by Bankrate expect workers to enjoy positive economic news in 2018. Businesses will add to payrolls at a decent clip, the unemployment rate will decline and pay should rise, the economists predict. (*Source: Bankrate.com 3/7/18*)

Many analysts are not yet ready to give up on this bull market. Despite the recent volatility, many analysts think the economic backdrop remains strong for stocks. Fears of a trade war between the U.S. and China escalated this quarter following reports that the two countries were in discussions to improve U.S. access to Chinese markets. Concerns about tariffs, rising interest rates, inflation and bloated valuations



have overshadowed good news like higher corporate earnings and strong economic growth, said Joe Zidle, investment strategist for Blackstone Group LP. According to him, investors have yet to embrace U.S. equities, the way they have in the late stages of other bull markets. "Investors have been unwilling to embrace this bull market, and now they want to know when it's going to end," Mr. Zidle said. "The fact that so many people think it's about to end tells me it's going to keep going for a while yet." (Source: *Wall Street Journal* 3/27/18)

A stock market correction is a 10% decline in stocks from a recent high. A correction is less severe than a bear market. A bear market is defined as when stocks decline 20% from their recent highs. According to investment firm Deutsche Bank, the stock market, on average, has a correction every 357 days, or about once a year. Many investors were especially emotional when the market corrected this quarter because they have not seen a correction since early 2016.

According to The Wall Street Journal, that claim is only half right. Long periods of calm lead investors and companies to make silly assumptions, leaving them dangerously exposed to shifts in fundamentals. With the economy now appearing to be in the last phase of the cycle, in which the Fed starts worrying about too much growth rather than too little, some of the easy assumptions of recent years are starting to be challenged — and could threaten the most popular stocks. For nine years U.S. investors have had easy money, higher profit margins and mostly, rising valuations, even as the economy had its slowest recovery since World War II. (Source: *Wall Street Journal* 3/8/18)

As the chart of the Dow Jones Industrial Average daily closes in February shows, large market movements of 1% or more might become a regular event.

The S&P 500 moved up or down 1% or more on 23 separate occasions during the first quarter, a startling break with the precedent set in 2017 and investors may need to be more defined in their expectations. Long term investors need to resist the temptation of making emotional decisions.

Since the Great Recession, the S&P 500 has tended to produce strong returns after quarters of negative performance. Over a longer time horizon, returns have historically been positive after down quarters. Dating back to the beginning of 1927 for the S&P 500 and its predecessor indices, this market benchmark has produced positive total returns in 244 of 361 quarters (67.6% of the time). (Source: *Seeking Alpha* 4/3/18)

Stock Market Corrections	
Magnitude of Decline	Frequency of Decline
-5% or more	About 3 times per year
-10% or more	About once per year
-15% or more	About once every 2 years
-20% or more	About once every 3.5 years

(Source: *American Funds, Deutsche Bank*)

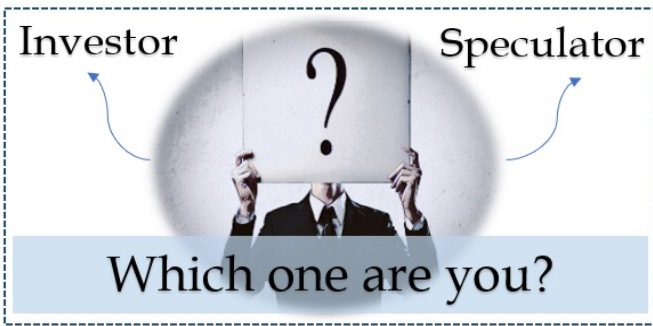
## Conclusion: What Should an Investor Consider?

Market bulls always insist that bull markets don't die of old age. Nine years into an extraordinary run for U.S. stocks, it's easy to buy into the idea that the only things that can halt equity markets are a recession or the Federal Reserve.

## Proceed with CAUTION

is still the principal notion for investors.

Investors are more focused on results over time than speculators or traders are. If you are an investor, you should consider your time horizons and let them help you guide decisions. Full market risk is not appropriate for most investors and today's traditional fixed rates might not help many investors to achieve their desired goals. Most investors attempt to build a plan that includes risk awareness. Many times, this can lead to safer but lower returns. Traditionally, bonds have been used as a nice hedge against market risk, but with interest rates projected to rise, investors need to be extremely cautious.



## Let's focus on YOUR personal goals and strategy.

Investors need to be prepared. Market volatility should cause you to be concerned, but panic is not a plan. Market downturns do happen and so do recoveries. This is the ideal time to ensure that you fully understand your time horizons, goals and risk tolerances. Looking at your entire picture can be a helpful exercise in determining your strategy.

## We focus on your own personal objectives.

During confusing times, it is always wise to create realistic time horizons and return expectations for your own personal situation and to adjust your investments accordingly.

## Now is the time to make sure you are comfortable with your investments.

Equity markets will continue to move up and down. Even if your time horizons are long, you could see some short-term downward movements in your portfolios. Rather than focusing on the turbulence you might want to make sure your investing plan is centered on your personal goals and timelines. Peaks and valleys have always been a part of financial markets and is highly likely that trend will continue.

## Discuss any concerns with us.

Our advice is not one-size-fits-all. We will always consider your feelings about risk and the markets and review your unique financial situation when making recommendations. **If you would like to revisit your specific holdings or risk tolerance please call our office or bring it up at your next scheduled meeting.**

## We pride ourselves in offering:

- ✓ consistent and strong communication,
- ✓ a schedule of regular client meetings, and
- ✓ continuing education for every member of our team on the issues that affect our clients.

**A skilled financial advisor can help make your journey easier. Our goal is to understand our clients' needs and then try to create a plan to address those needs. Should you need to discuss your investments, please call us.**



## Complimentary Financial Check-up

If you are currently not a client of Elite Retirement Consultants, we would like to offer you a complimentary, one-hour, private consultation with one of our professionals at absolutely no cost or obligation to you.

To schedule your financial check-up, please call Julia Dick at 973-729-2489 and we'd be happy to assist you.

SECURITIES AND ADVISORY SERVICES OFFERED THROUGH SAGEPOINT FINANCIAL INC., MEMBER FINRA/SIPC.  
INSURANCE OFFERED THROUGH ELITE RETIREMENT CONSULTANTS LLC AND IS NOT AFFILIATED

Note: The views stated in this letter are not necessarily the opinion of SagePoint Financial, Inc., and should not be construed, directly or indirectly, as an offer to buy or sell any securities mentioned herein. Investors should be aware that there are risks inherent in all investments, such as fluctuations in investment principal. With any investment vehicle, past performance is not a guarantee of future results. Material discussed herewith is meant for general illustration and/or informational purposes only, please note that individual situations can vary. Therefore, the information should be relied upon when coordinated with individual professional advice. This material contains forward looking statements and projections. There are no guarantees that these results will be achieved. All indices referenced are unmanaged and cannot be invested into directly. Unmanaged index returns do not reflect fees, expenses, or sales charges. Index performance is not indicative of the performance of any investment. The S&P 500 is an unmanaged index of 500 widely held stocks that is general considered representative of the U.S. Stock market. Dow Jones Industrial Average (DJIA), commonly known as "The Dow" is an index representing 30 stock of companies maintained and reviewed by the editors of the Wall Street Journal. Past performance is no guarantee of future results. Due to volatility within the markets mentioned, opinions are subject to change without notice. Information is based on sources believed to be reliable; however, their accuracy or completeness cannot be guaranteed.

Sources: Barron's, Seeking Alpha, FactSet, Wall Street Journal; American Funds, Deutsche Bank, Academy of Preferred Financial Advisors, Inc.©